

# HC-350 Heavy-current inserts

2000/4000V 350A



## Inserts

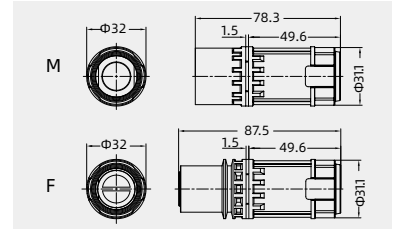
Hoods/Housings: size Pressure tight hoods/housings, please find the details on page 12-12~12-19.

### Crimp terminal

Order crimp contacts separately



Insert	Designation	Order No.
Male	HC350-MC	131 001 010 0101
Female	HC350-FC	131 001 020 0101



## Crimp contacts

### Crimp contacts 350A

Silver plated



NO.	Male	Order No.	Female	Order No.
①	CHSM350-35	101 029 110 1701	CHSF350-35G	101 029 120 1703
②	CHSM350-50	101 029 110 1801	CHSF350-50G	101 029 120 1803
③	CHSM350-70	101 029 110 1901	CHSF350-70G	101 029 120 1903
④	CHSM350-95	101 029 110 2001	CHSF350-95G	101 029 120 2003
⑤	CHSM350-120	101 029 110 2101	CHSF350-120G	101 029 120 2103

### Tools

Manual hydraulic clamp



Wire gauge	Designation	Order No.
10-240mm <sup>2</sup>	TL05	198 001 001 0005

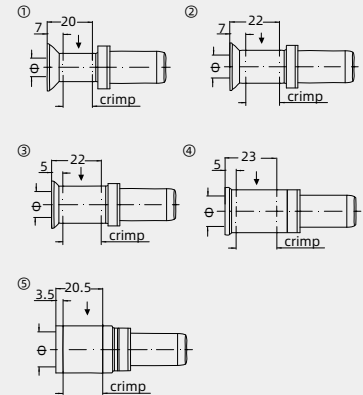
### Hexagonal adapter [optional]

metal version with O-Ring

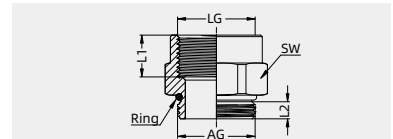


Describe	Designation	Order No.
for 350 Hoods/Housings	WNSC-M25M25/APT	102 103 018 1001
	WNSC-M32M32/APT	102 103 019 1001

For stranded wire acc. to IEC 60 228-5  
Crimp zone acc. to DIN 46 235



NO.	Wire gauge	Φ	Stripping length
①	35 mm <sup>2</sup>	8.2 mm	26 mm
②	50 mm <sup>2</sup>	10.0 mm	28 mm
③	70 mm <sup>2</sup>	11.5 mm	28 mm
④	95 mm <sup>2</sup>	13.5 mm	30 mm
⑤	120 mm <sup>2</sup>	15.5 mm	24 mm



	WNSC-M25M25/APT	WNSC-M32M32/APT
Thread(LG)	M25x1.5	M32x1.5
Thread(AG)	M25x1.5	M32x1.5
length of thread(L1)	13.5	16.5
length of thread(L2)	5.5	5.5
Wrench Size(SW)	30	40

Notes: The tools for crimp terminal may influence the product quality and stability. Please select the tools recognized by our company.